



"Empowering the Zambian Farmer
to become a Sustainable
Producer"

NEWSLETTER

Volume 3, issue 1



**ALSO IN THIS
ISSUE:**

IMPORTANCE OF USING ADJUVANTS

MWAPE KANGWA

FENCING AND SECURITY SOLUTIONS

PAUL SHILUWE

PIGLET MANAGEMENT

EUSTACE LYOBA

Saturday seminars: Empowering farmers through knowledge

Every Saturday from 09:00 to 12:00 hours, Livestock services hosts **free farmer trainings** aimed at equipping farmers with practical knowledge and skills for **sustainable farming**. Topics vary weekly and include livestock management, crop production, fencing, feed formulation, and other key agricultural practices. Farmers are also given an opportunity to interact, ask questions, and share experiences with industry experts and fellow producers.

In the previous quarter, the Pig Production Seminar recorded the **highest attendance** so far, attracting over 200 participants, reflecting the growing interest in improving farming practices. In line with the motto of Livestock Services, **"Empowering the Zambian Farmer to Become a Sustainable Producer,"** we remain committed to supporting the agricultural community and look forward to welcoming more farmers to our upcoming Saturday trainings.

IMPORTANCE OF USING ADJUVANTS




Mwape Kangwa

Adjuvants are chemicals **added** to pesticides to **increase** their **effectiveness or performance**. Adjuvants are commonly **mixed** with **spray solutions** to make the chemical **spread better, stick better, penetrate plants** or **stay effective longer**.

Types of Adjuvants

- **Surfactants** – help the spray spread on leaves.
- **Stickers** – help pesticides stick to plants.
- **Spreaders** – improve coverage of the spray.
- **Wetting Agents** – Allow water to wet the leaf surface.
- **Buffers** – adjust the pH of the spray solution.

Examples include; Wet All, Maxistic, Hygrostick etc. and they can all be bought from livestock services.

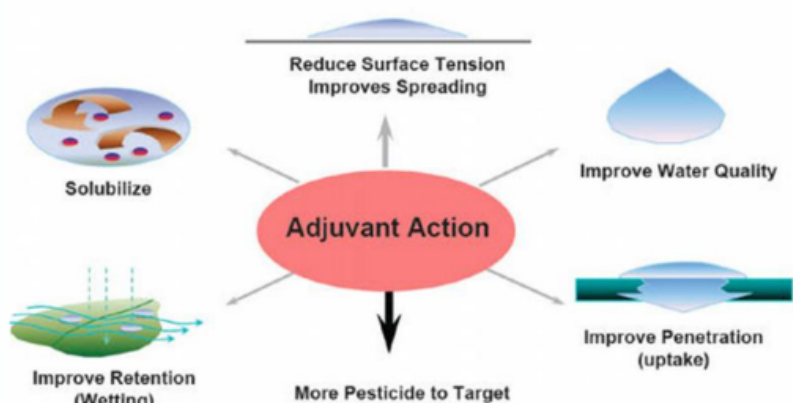


- **Reduced chemical wastage** - By improving sticking and spreading, less product is lost through runoff, evaporation, or drift.
- **Cost effectiveness** - Improved efficiency means farmers may use fewer repeat applications, saving time and money.

Main functions of adjuvants

1. **Improve spreading** – help the spray cover more of the leaf surface.
2. **Improve sticking** – help the chemical stay on the plant instead of washing off
3. **Improve penetration** – help the chemical enter plant tissues faster.
4. **Reduce evaporation** – keep the spray from drying too quickly.
5. **Improve mixing** – help different chemicals mix properly in the spray tank.

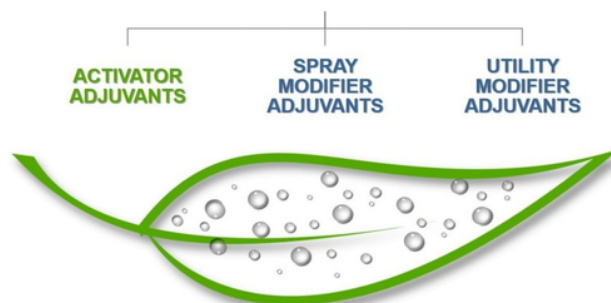
Pesticide Adjuvants



Key benefits of adjuvants

- **Rainfastness** - adjuvants help sprays resist being washed away by rain.
- **Better absorption** - They increase penetration of products into plant tissues, making treatments more effective.

ADJUVANTS



PROTECT WHAT MATTERS - Fencing & Security Solutions for Every Need

Paul Shiluwe




At the Livestock Co-operative Society, we believe **safety, convenience, and durability** should go hand in hand. That is why we provide a **complete range** of fencing and security solutions tailored to farms, homes, and businesses. Our products are designed to provide reliable protection, improved access control, and long-lasting performance to meet the growing security needs of modern farmers and property owners.

Fencing solutions

- **Game Fencing** – Keeping wildlife secure and protecting your land.
- **Security Fencing** – Reinforced barriers for maximum protection.
- **Residential Fencing** – Stylish, durable options for your home.
- **Chain Link and Barbed Wire Fencing** – Affordable, reliable boundaries
- **Strip Grazing Fencing** – Efficient solutions for livestock management.
- **Clear-View Fencing** – Modern, aesthetic and secure.
- **Razor Wire** – Deters unauthorized access.



TYPES OF WIRE FENCING

SMOOTH WIRE	BARBED WIRE	WOVEN WIRE
		
Structure single, smooth strands	Strands with barbs	Vertical and horizontal wires
Primary Uses perimeter, temporary	Cattle, security	Pastures, enclosures
Livestock horses	cattle	sheep, goats

Automation & Security Systems


- **Gate Automation** – Convenience at your fingertips.
- **Home Alarm Systems** – Peace of mind, 24/7.
- **Intercoms** – Seamless communication and access control.
- **Electric Fence Energizers** – Powerful deterrence with smart technology.
- **Surveillance Cameras** – Keep an eye on what matters most.

Tools, Spares & Accessories:

We don't just sell solutions – we support them. From **spare parts** to **essential tools** and **accessories**, we ensure your systems run smoothly for years to come.

"Protect your property. Secure your future with trusted fencing and security solutions"

“visit our fencing Consultation Office for free consultation and expert guidance on the best fencing and security solutions tailored to your needs”

Strong fences, smarter security, safer homes 

PIGLET MANAGEMENT AS A DRIVER OF SUSTAINABLE AND PROFITABLE PIG PRODUCTION

Eustace Lyoba

Pig production is one of the **most profitable** agricultural-animal production enterprises in agricultural business. The swine industry has recently **grown due to the high demand** for pork, **quick return on capital**, availability of breeding stock and technical support given to farmers through training and provision of extension services.

Piglet management as part of pig production

- A **piglet** is a young pig from birth up to the time it is separated from the sow (mother) by the process called **weaning**. Piglets need special care from both the **sow** and **the farmer** in these early stages of life in order to prevent deaths (mortalities) that may come as a result of skipping or not executing management procedures that need to be done in the early stages of life.
- Poor piglet management also results in **uneven and slower growth rates** later in the production cycle negatively affecting market weights.
- Poor piglet management also results in uneven and slower growth rates later in the production cycle negatively affecting market weights.

Care at birth & umbilical cord cutting

- Piglets must be wiped with a **clean cloth** after birth to clear off the clear fluid on their bodies.
- This ensures that the piglets **dry quickly** and that they are not exposed to cold.

- At the same time all the **mucus** should be wiped from the mouth and **nose** to ensure **breathing passage** of all the piglets is **clear**
- After the umbilical cord should be cut carefully and **disinfected** to prevent infection.

Temperature control

- At birth the body of a piglet is unable to **fully regulate temperature**, so it is important that after birth heat is made available **artificially**.
- Heating can be made available by use of **fire blocks** or **infrared bulbs**.
- **Bedding** for the piglets should be provided using **Straw, wheat husks or wood shavings**.
- Beddings also help in **absorbing moisture** that may come from water spillage and urine. Keeping the bedding dry will greatly help in temperature control.
- Temperature control is critical in the first **three weeks** after birth as the piglets capacity to regulate body temperature **gradually improves** after this period.

Colostrum feeding

- **Colostrum** is the first form of milk with a good amount of **minerals, protein and antibodies** that will kick start the life of a newly born pig. This milk is available from the sow a **few hours after birth to about 48 hours**.



PIGLET MANAGEMENT AS A DRIVER OF SUSTAINABLE AND PROFITABLE PIG PRODUCTION cont.

- It is therefore important that the piglets get colostrum within the **first 48 hours** of life, as **insufficient** intake of colostrum results in **high cases of pre-weaning mortality** (deaths).

Tooth clipping and tail docking

- Piglets are born with **four pairs** of **sharp teeth**. These pairs of teeth should be cut to prevent injury to the sow's udder as this may result in **udder infection**. This should be done at **2 or 3 days old**.
- Piglets are born with long tail, longer tails may attract litter mates resulting in **cannibalism or tail biting**. This is done in the **1st, 2nd or 3rd week**.

NB: Ensure proper disinfection after

Iron supplementation

- Iron supplementation is an important practice in pig production because piglets are born with **low iron reserves** and the sow's milk is **not able** to provide the required amount to meet their rapid growth.

- If iron is not supplemented, the piglets will be at risk of developing **iron deficiency anemia**.
- To prevent iron deficiency, piglets are given iron injection **2 - 3 days** after birth. This ensures proper **blood formation and supports growth** and survival.

Piglet feeding

- As piglets are feeding on milk, a special feed (**creep**) is introduced at **7 days** to help to body **adjust to solid feed** in preparation for the fattening stages.
- This feed is highly *digestible* and is given up to the end of the suckling period. It should be noted that this feed is given to piglets on top of their primary source nutrient which the sow's milk.
- This feed should be introduced in small amounts and increase the quantity as intake increases.

Upcoming Seminars!!!

30th May, 2026

**PAPPER PRODUCTION
(GREEN, YELLOW, RED
& CHILLI)** 

6th June, 2026

 **FISH
FARMING**

13th June, 2026

**PIG BREEDING AND
ARTIFICIAL
INSERMINATION** 